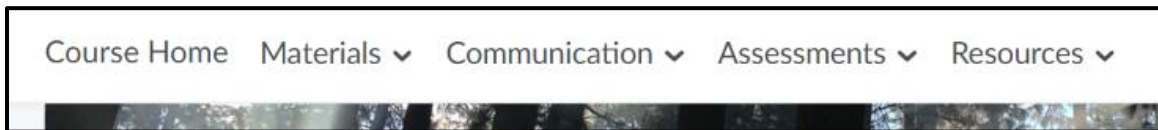




Accessing and Navigating Content on D2L

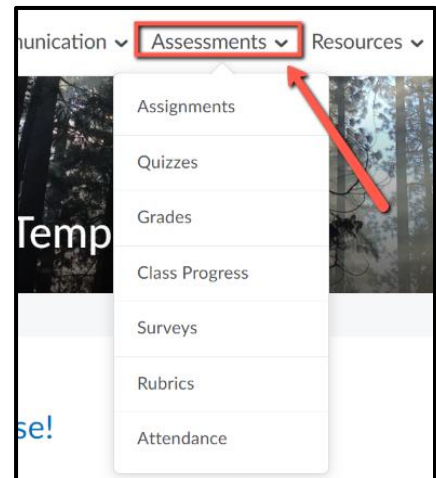
Within your courses in D2L Brightspace, you will use the course navigation bar (navbar) towards the top of the page to navigate to different tools where different parts of your course will be.

There are also links for other support services if you need them.

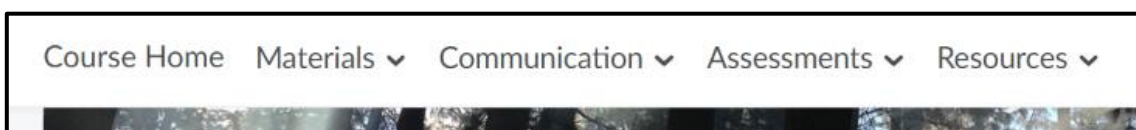


- **Course Home** will take you to the course homepage where you can look at **Announcements** from your instructor.
- **Materials** dropdown brings you to course materials like the syllabus commonly found under **Content**.
- **Communication** dropdown brings you to tools to communicate with others in your course like seeing other's emails in **Classlist**, participate in online **Discussions**, or view the course **Announcements** from your instructor.
- **Assessments** dropdown shows you tools like **Assignments** where you can submit papers, **Quizzes** where you can take online tests, and **Grades** where you can view the grades given to you by your instructor.
- **Resources** dropdown has links to useful academic resources such as eServices, Technology Support, and more.

Clicking on the ▾ in the title will expand more options under that heading.



****Please Note** – each instructor will set up their course differently, so be prepared for things to vary from course to course. In general, the course navigation bar (navbar) will be the same between courses, so use that to assist you! **



The Course Navigation Bar (Navbar)

